[Faulty model]: iPad Air2

[Fault phenomenon]: no charging

The customer described that the machine was not charged, and it was removed and tested, saying that the charging module was burned out.



[Fault Analysis]:

The machine is not charging, and then it is taken to test the machine, saying that the charging module is broken.It is also very likely that it is a charging circuit problem, specifically to open the test.

[Maintenance process]:

There is no response when the receiver is connected to the charger, and the charging cable is loose. It is likely that the charging connector is damaged.

Remove the switch and remove the charging connector.



Handle the solder pad on the motherboard.



Solder the new charging connector back.



Installed test.

[Maintenance results]:

The charger can be charged, the test function is normal, and the repair is over. This fault is caused by the charging connector damage.

